

RICHLAND TOWNSHIP VOLUNTEER FIRE DEPARTMENT



2021 ANNUAL REPORT

From the Fire Chief

On behalf of the chief officers and members of The Richland Township Volunteer Fire Department (RTFD), I am pleased to present the 2021 Annual Report.

Throughout the 2021 year, members and staff worked hard to continue the level of service that our coverage area is accustomed to. The RTFD handled 816 total incidents in 2021, up 9% from the previous year.

The continuation of COVID-19 brought many challenges to the RTFD. With businesses opening back up, schools back in session and people desperate to try to get their lives back to some sort of normalcy, it remained business as usual for our department. The only difference was nothing was the same! We had to treat everything slightly different to adapt to the pandemic and I am proud to say that our membership met every new challenge and handled things professionally.

The RTFD remains devoted to providing our communities with excellent emergency service protection. In the spring of 2022, we have committed to adding 3 new career firefighter positions to our daylight staffing to supplement the volunteers. With the addition of these positions the residents, businesses and visitors to our coverage area will benefit from this in quicker response times in their time of need.

Respectfully,



Wes Meyers
Fire Chief



PRIDE IS OUR STRENGTH

EMERGENCY RESPONSES

The RTFD responded to a total of 816 incidents in 2021. Of those incidents, an average of 8 firefighters responded to each incident. The average time from dispatch to response was 02:32 minutes and the average time of dispatch to arrival was 06:22 minutes. There were 97 overlapping calls throughout the year. The following is the analysis of the incidents for 2021.

| MAJOR INCIDENT TYPE | # INCIDENTS | % OF TOTAL |
|--|-------------|-------------|
| Fires | 67 | 8.21% |
| Overpressure, rupture, explosion, overheat-no fire | 6 | 0.74% |
| Rescue and Emergency Medical Service | 327 | 40.07% |
| Hazardous Condition (No Fire) | 128 | 15.69% |
| Service Call | 59 | 7.23% |
| Good Intent Call | 44 | 5.39% |
| False Alarm and False Call | 140 | 17.16% |
| Severe Weather and Natural Disaster | 43 | 5.27% |
| Special Incident Type | 2 | 0.25% |
| Total | 816 | 100% |



Rescue 3 at the scene of an accident

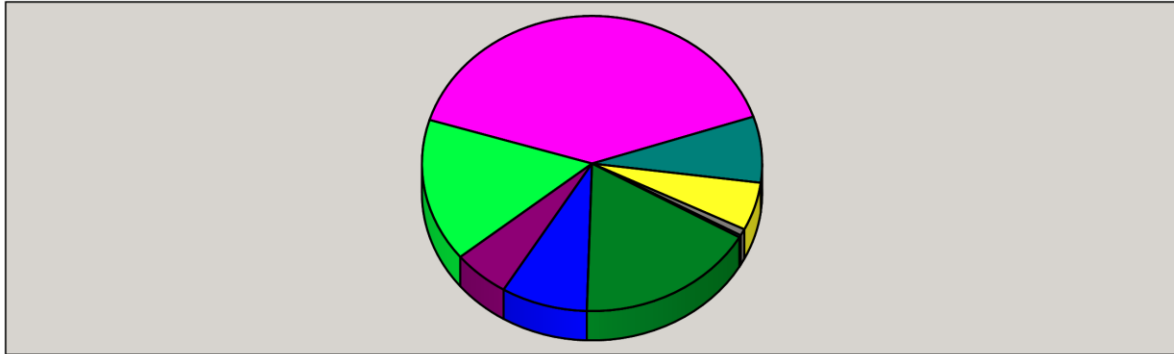


Truck 3 on scene at an electrical fire at Walmart

PRIDE IS OUR STRENGTH

EMERGENCY RESPONSES

2021 Monthly Incidents Totals



| | |
|---|--|
| False Alarm & False Call | Service Call |
| Fire | Severe Weather & Natural Disaster |
| Good Intent Call | Overpressure Rupture, Explosion, Overheat(no fire) |
| Hazardous Condition (No Fire) | Special Incident Type |
| Rescue & Emergency Medical Service Incident | |

| INCIDENT TYPE FOR 2021 | JAN | FEB | MAR | APR | MAY | JUN |
|---|-----------|-----------|-----------|-----------|-----------|-----------|
| False Alarm & False Call | 14 | 18 | 12 | 14 | 7 | 14 |
| Fire | 4 | 8 | 18 | 10 | 1 | 4 |
| Good Intent Call | 5 | 1 | 3 | 2 | 5 | 4 |
| Hazardous Condition (No Fire) | 15 | 5 | 23 | 12 | 11 | 6 |
| Overpressure Rupture, Explosion, Overheat (no fire) | - | - | 2 | - | 1 | 1 |
| Rescue & Emergency Medical Service Incident | 33 | 23 | 21 | 34 | 37 | 21 |
| Service Call | 3 | 3 | 9 | 2 | 4 | 6 |
| Severe Weather & Natural Disaster | 1 | - | 3 | - | - | 1 |
| Special Incident Type | - | - | - | - | 1 | - |
| TOTAL | 75 | 58 | 91 | 74 | 67 | 57 |

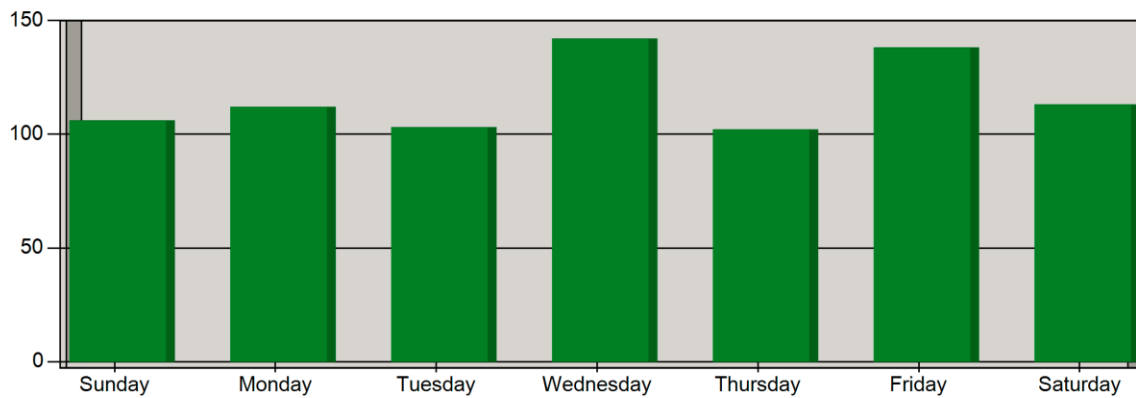
| INCIDENT TYPE FOR 2021 | JUL | AUG | SEP | OCT | NOV | DEC | TOTAL |
|---|-----------|-----------|-----------|-----------|-----------|-----------|------------|
| False Alarm & False Call | 5 | 7 | 9 | 17 | 2 | 11 | 140 |
| Fire | 2 | 4 | 3 | 5 | 5 | 3 | 67 |
| Good Intent Call | 5 | 5 | 2 | 3 | 2 | 7 | 44 |
| Hazardous Condition (No Fire) | 5 | 11 | 13 | 11 | 7 | 9 | 128 |
| Overpressure Rupture, Explosion, Overheat (no fire) | - | - | 1 | - | - | 1 | 6 |
| Rescue & Emergency Medical Service Incident | 22 | 28 | 31 | 26 | 27 | 24 | 327 |
| Service Call | 6 | 4 | 3 | 3 | 10 | 6 | 59 |
| Severe Weather & Natural Disaster | 10 | 8 | 14 | 1 | - | 5 | 43 |
| Special Incident Type | - | - | - | - | - | 1 | 2 |
| TOTAL | 55 | 67 | 76 | 66 | 63 | 67 | 816 |

PRIDE IS OUR STRENGTH

EMERGENCY RESPONSES

2021 Analysis of Weekday Incidents

| Incidents by Day of the Week for 2021 | |
|---------------------------------------|-------|
| Day of the Week | Count |
| Sunday | 106 |
| Monday | 112 |
| Tuesday | 103 |
| Wednesday | 142 |
| Thursday | 102 |
| Friday | 138 |
| Saturday | 113 |



PRIDE IS OUR STRENGTH

EMERGENCY RESPONSES

Incident Count by Weekday and Hour

| Hour | Sun | Mon | Tue | Wed | Thur | Fri | Sat |
|-------------------------|--------|--------|--------|--------|--------|--------|--------|
| 00:00 | 5 | 1 | 0 | 3 | 1 | 0 | 3 |
| 01:00 | 0 | 1 | 1 | 2 | 0 | 3 | 1 |
| 02:00 | 3 | 1 | 1 | 3 | 4 | 1 | 1 |
| 03:00 | 2 | 1 | 2 | 1 | 0 | 3 | 1 |
| 04:00 | 1 | 0 | 0 | 3 | 2 | 3 | 1 |
| 05:00 | 1 | 0 | 1 | 3 | 2 | 4 | 0 |
| 06:00 | 2 | 2 | 2 | 3 | 3 | 2 | 3 |
| 07:00 | 4 | 6 | 2 | 5 | 2 | 1 | 5 |
| 08:00 | 2 | 5 | 8 | 5 | 6 | 6 | 1 |
| 09:00 | 6 | 6 | 3 | 7 | 3 | 7 | 8 |
| 10:00 | 2 | 11 | 4 | 9 | 8 | 10 | 8 |
| 11:00 | 9 | 6 | 7 | 3 | 6 | 9 | 4 |
| 12:00 | 10 | 5 | 2 | 9 | 7 | 7 | 4 |
| 13:00 | 3 | 10 | 7 | 11 | 12 | 8 | 9 |
| 14:00 | 8 | 8 | 5 | 7 | 7 | 8 | 10 |
| 15:00 | 6 | 8 | 16 | 6 | 7 | 7 | 4 |
| 16:00 | 5 | 12 | 10 | 11 | 6 | 10 | 8 |
| 17:00 | 8 | 8 | 8 | 9 | 3 | 11 | 12 |
| 18:00 | 5 | 5 | 7 | 14 | 3 | 13 | 4 |
| 19:00 | 9 | 4 | 5 | 4 | 4 | 6 | 4 |
| 20:00 | 4 | 2 | 7 | 11 | 7 | 4 | 9 |
| 21:00 | 5 | 4 | 2 | 4 | 4 | 5 | 7 |
| 22:00 | 5 | 5 | 3 | 4 | 3 | 4 | 4 |
| 23:00 | 1 | 1 | 0 | 5 | 2 | 6 | 2 |
| Total Response for day | 106 | 112 | 103 | 142 | 102 | 138 | 113 |
| % of Responses for day | 9.52% | 10.81% | 15.69% | 9.93% | 11.76% | 9.42% | 10.71% |
| % of Responses for Week | 12.95% | 13.69% | 12.58% | 17.39% | 12.58% | 17.02% | 13.81% |

| Hour | Total per Hour | Percent |
|-------|----------------|---------|
| 00:00 | 13 | 1.60% |
| 01:00 | 8 | 0.99% |
| 02:00 | 14 | 1.73% |
| 03:00 | 10 | 1.23% |
| 04:00 | 10 | 1.23% |
| 05:00 | 11 | 1.36% |
| 06:00 | 17 | 2.10% |
| 07:00 | 25 | 3.08% |
| 08:00 | 33 | 4.07% |
| 09:00 | 40 | 4.93% |
| 10:00 | 52 | 6.41% |
| 11:00 | 44 | 5.43% |
| 12:00 | 44 | 5.43% |
| 13:00 | 60 | 7.40% |
| 14:00 | 53 | 6.29% |
| 15:00 | 54 | 6.66% |
| 16:00 | 62 | 7.40% |
| 17:00 | 59 | 7.27% |
| 18:00 | 51 | 6.29% |
| 19:00 | 36 | 4.44% |
| 20:00 | 44 | 5.30% |
| 21:00 | 31 | 3.82% |
| 22:00 | 28 | 3.45% |
| 23:00 | 17 | 2.10% |
| Total | 816 | 100.00% |

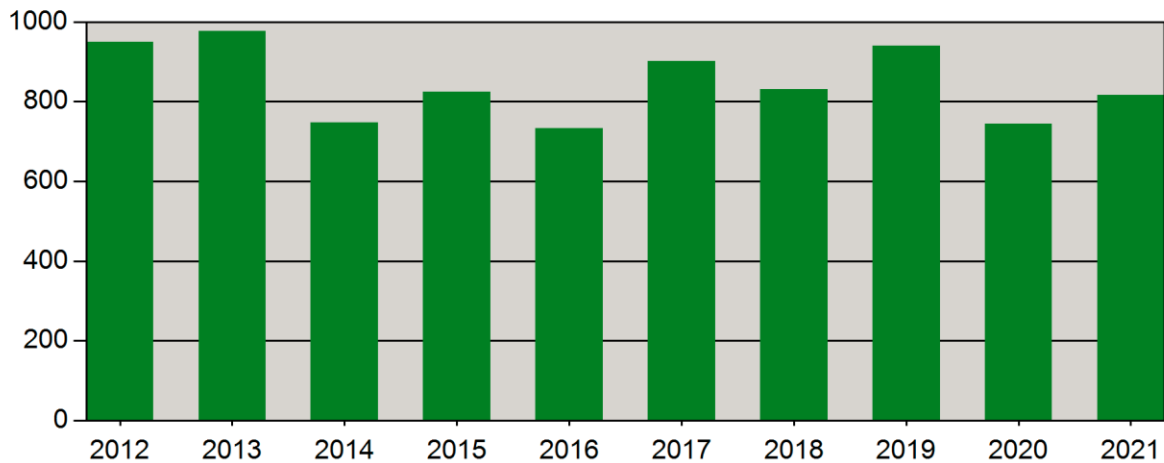
PRIDE IS OUR STRENGTH

EMERGENCY RESPONSES

2021 Apparatus Responses

| APPARATUS | NUMBER OF INCIDENTS |
|--------------------|---------------------|
| Fire Chief | 222 |
| Deputy Chief | 142 |
| Assistant Chief | 90 |
| Battalion Chief | 31 |
| Engine 3-2 | 85 |
| Engine 3-3 | 110 |
| Rescue 3 | 245 |
| Special Services 3 | 185 |
| Squad 3-1 | 36 |
| Squad 3-2 | 121 |
| Truck 3 | 176 |
| Tower 3 | 16 |

The RTFD has been remained consistent in the yearly quantity of fire incidents with no response being unanswered.



| YEAR | INCIDENTS | YEAR | INCIDENTS |
|------|-----------|------|-----------|
| 2012 | 949 | 2017 | 902 |
| 2013 | 977 | 2018 | 831 |
| 2014 | 747 | 2019 | 940 |
| 2015 | 824 | 2020 | 744 |
| 2016 | 733 | 2021 | 816 |

PRIDE IS OUR STRENGTH

FIRE PREVENTION and PUBLIC RELATIONS

Fire Prevention is a huge portion of our department's duties and we take pride in educating our community about fire safety for both the young and old. During Fire Prevention Month in October, the RTFD hosts an open house for the public to meet and greet the firefighters and also an opportunity to tour the station and the apparatus.

Annually, the RTFD offers fire prevention demonstrations at area schools and day cares upon request. This valuable teaching tool familiarizes children with basic lifesaving techniques as well as comfort and knowledge of the apparatus and firefighters. After a rest period in 2020 due to the pandemic, we have resumed providing this service.



Fire Prevention at Richland Elementary School



Annual Santa Ride

Whether escorting our local high schools athletic teams to and from champion sporting events or our annual "Santa Ride" as well as countless other outreach programs throughout the year, the RTFD sincerely appreciates all of the community support and strives to give back. We have reached 986 people through our Community Risk Reduction Program and promise to continue this valuable presence.

| EVENT | CHILDREN | ADULTS | SENIORS | TOTALS |
|-------------------------------------|------------|------------|------------|------------|
| Birthday Drive Bys | 10 | 30 | 15 | 55 |
| Escorts | 102 | 133 | 80 | 315 |
| Fire Drills/Preventions | 84 | 216 | - | 300 |
| Public Service / Community Outreach | 65 | 182 | 53 | 300 |
| Fire Chiefs Fire Safety Award | 4 | 8 | 4 | 16 |
| Total | 265 | 569 | 152 | 986 |

PRIDE IS OUR STRENGTH

FIRE CHIEF'S AWARD

This past summer, The RTFD presented a special "Fire Chiefs Award" to a community youngster who took quick actions when he thought something was not normal and notified an adult. The Fire Prevention training that he received at school possibly prevented his home from catching on fire.



Fire prevention at its best!

Congratulations young man!!

PRIDE IS OUR STRENGTH

DEPARTMENT TRAINING


The RTFD, in conjunction with the East Hill Training Association, prides itself in the highest quality of training in the area. Weekly Tuesday training nights allow us to remain sharp on our skills and techniques. Numerous members attend state and local level training classes regularly and possess additional certifications that enhance the overall knowledge of our department.

The RTFD had a total of 54 members that were involved in ongoing training classes throughout the calendar year of 2021. The total amount of training hours that was logged in 2021 was over 1,522 hours. This speaks volumes of the dedication that our members invest in their community.

An on-site training area at the rear of our Scalp Avenue station enables us to simulate specific scenarios and create a more realistic training environment. As funds become available, additions will be added to this facility and allow our members to continuously gain valuable experience to maintain the quality of service that our community has come to expect. Our future training site plans include the addition of a rope tower, at least one more training container and an extrication pad for vehicle extrication training.



PRIDE IS OUR STRENGTH



PRIDE IS OUR STRENGTH

GOALS FOR 2022

The RTFD has huge plans for the year 2022! The highlight of the coming year is the introduction of full time career firefighters to ensure that our daylight hours are continuously staffed during the busiest time of day. In addition to emergency situations, these firefighters will not only maintain the fire station daily along with rig inspections, but also take care of administrative tasks and community services. There will be initially 3 staff members hired to work alongside the current volunteer staff and additional volunteers are always welcome to join at any time. This process has begun and we hope to have them in place by the end of February.

Listed are some of the goals that we hope to accomplish with the addition of career staff:

- ❖ Update all the preplans for local businesses regarding fire suppression systems
- ❖ Create an inspection and education program for local businesses
- ❖ Create a fire safety home inspection plan
- ❖ Create a smoke detector program for residents

Member recruitment is always a critical issue and is constantly being addressed. We plan on rolling out our “Live-In” Scholarship program that is getting underway with two grants in the amount of \$14,000 that will be awarded to deserving student candidates for membership. Watch for details in the coming months regarding this valuable program that may help to launch future career firefighters.

With the continued support of our community, the Richland Township Supervisors and the Geistown Borough Council, we are looking forward to many years of providing the best service in the area.

In closing, we would like to thank all of our mutual aid departments that assist us throughout the year. The partnerships and friendships that we have developed in the past have made all of our departments rise to the top to better serve all of our communities!



PRIDE IS OUR STRENGTH



WHAT DID YOU DO YESTERDAY???

JOIN US TODAY,



RT3FD

"Pride is our Strength"



TO SAVE LIFE AND PROPERTY **TOMORROW...**

PRIDE IS OUR STRENGTH