

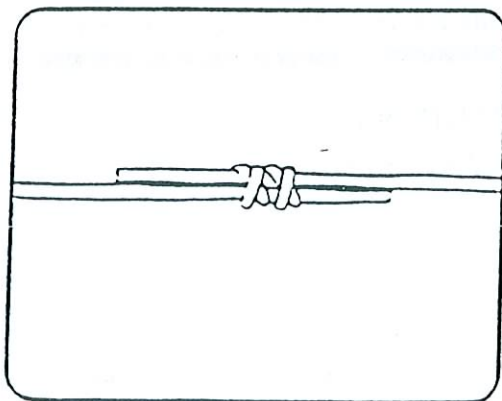
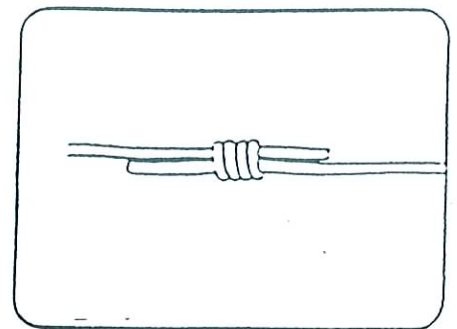
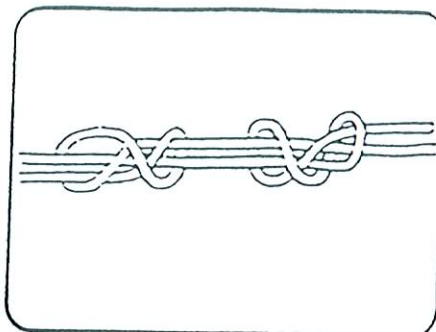
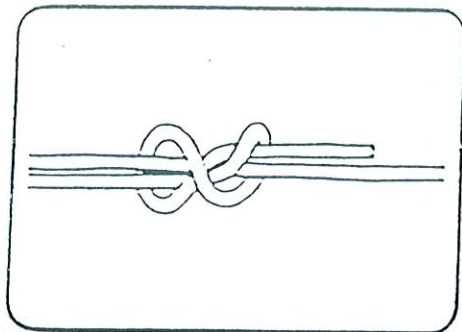
Double Fisherman's Knot

SUGGESTION:

First try tying this knot using two ropes of different colors. This will make it easier to distinguish the different strands of rope.

OPTIONAL APPROACH

Another knot that can be used to securely join two rope ends to form a longer rope or to form a loop is the Grapevine Knot (also known as the Double Fisherman's). While this knot is very secure, it may be more difficult to learn and to tell if it is tied correctly. The Grapevine Knot can be difficult to untie after it is loaded, particularly in softer lay ropes. This knot can only be used in rope.



SUGGESTION:

When tied correctly, the tail of each rope should end up on the side of the knot opposite from the side it entered. The two turns from each half of the knot should lie flat against one another on one face of the knot and appear as a double "X" on the other face