

# RICHLAND TOWNSHIP VOLUNTEER FIRE DEPARTMENT



**2023 ANNUAL REPORT**

## From the Fire Chief

On behalf of the chief officers and members of The Richland Township Volunteer Fire Department (RTFD), I am pleased to present the 2023 Annual Report.

Throughout this past year, members and staff have worked hard to continue the level of service that our coverage area has come to expect. The RTFD handled 946 total incidents in 2023, a decrease of 56 incidents from the previous year.

The RTFD remains devoted to providing our communities with excellent emergency service protection. At the end of July 2023, we added our 4th career firefighter position to our daylight staffing to supplement the volunteers. We now have driver and officer coverage from 7am until 6pm, seven (7) days a week. With the addition of these positions, the residents, businesses and visitors to our coverage area benefit from quicker response times during their time of need.

The RTFD continues to strive to be the best that we can. Several of our members became fire service instructors in 2023, which greatly improves our training department. Several other members are on that same path for 2024.

The working relationship with our municipal governments that we serve is very important to our success and I thank them all for working hand in hand with us.

We look forward to continuing our progress as we move through 2024!

Respectfully,



Wes Meyers  
Fire Chief

**You learn more from failure than from success...**

# EMERGENCY RESPONSES

The RTFD responded to a total of 946 incidents in 2023. Of those incidents, an average of 10 firefighters responded to each incident. 600 of the 946 incidents occurred when career staffing was on duty. The average turnout time was 01:43 and the total response time was 05:26 while career staffed. The average turnout time was 02:33 and the total response time was 06:31 while crewed by volunteers alone. There were 156 overlapping calls throughout the year. The following is the analysis of the incidents for 2023.

MAJOR INCIDENT TYPE	# INCIDENTS	% OF TOTAL
Fires	78	8.25%
Overpressure, rupture, explosion, overheat-no fire	9	0.95%
Rescue and Emergency Medical Service	300	31.71%
Hazardous Condition (No Fire)	121	12.79%
Service Call	55	5.81%
Good Intent Call	155	16.38%
False Alarm and False Call	201	21.25%
Severe Weather and Natural Disaster	21	2.22%
Special Incident Type	6	0.63%
<b>Total</b>	<b>946</b>	<b>100%</b>

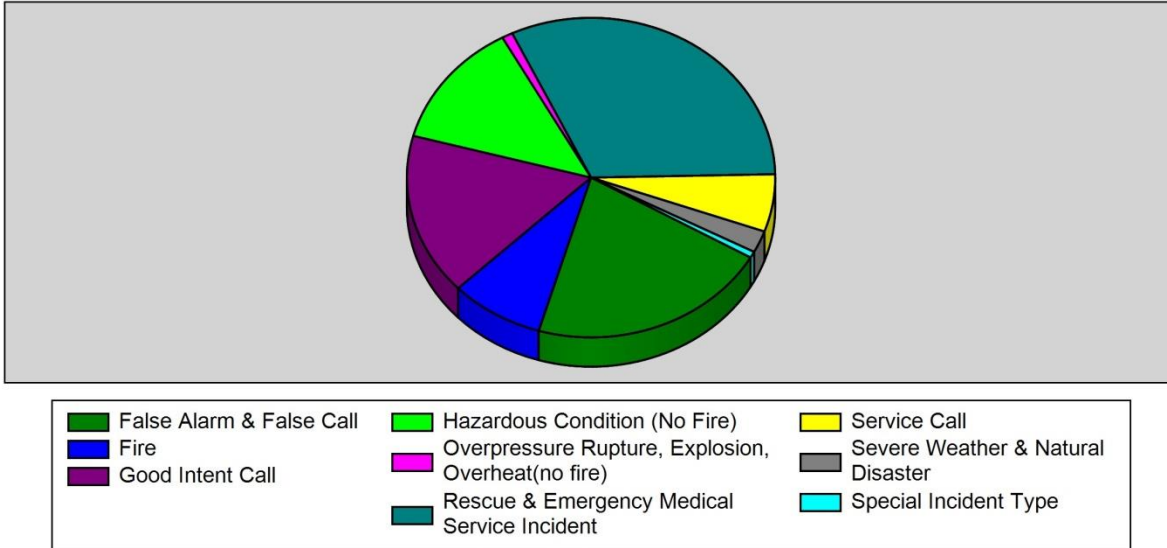


Vehicle Fire on Route 219 Off Ramp

**You learn more from failure than from success...**

# EMERGENCY RESPONSES

## 2023 Monthly Incidents Totals



INCIDENT TYPE FOR 2023	JAN	FEB	MAR	APR	MAY	JUN
False Alarm & False Call	17	8	15	13	5	23
Fire	5	9	5	10	6	9
Good Intent Call	11	4	13	5	11	17
Hazardous Condition (No Fire)	4	9	33	10	8	12
Overpressure Rupture, Explosion, Overheat (no fire)	3	1	-	-	-	-
Rescue & Emergency Medical Service Incident	28	20	20	21	30	33
Service Call	4	2	3	5	5	7
Severe Weather & Natural Disaster	5	-	2	3	1	7
Special Incident Type	-	-	-	-	2	-
<b>TOTAL</b>	<b>77</b>	<b>53</b>	<b>91</b>	<b>67</b>	<b>68</b>	<b>108</b>

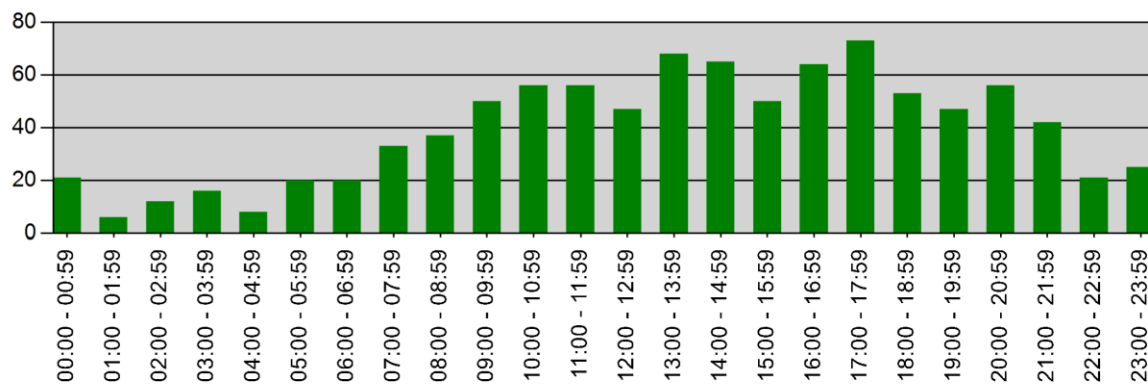
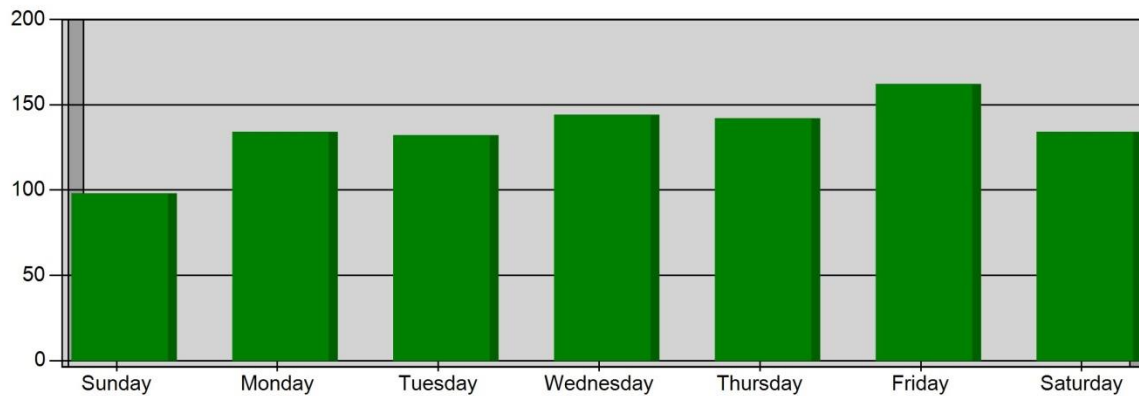
INCIDENT TYPE FOR 2023	JUL	AUG	SEP	OCT	NOV	DEC	TOTAL
False Alarm & False Call	17	29	19	26	18	11	<b>201</b>
Fire	5	5	4	5	9	6	<b>78</b>
Good Intent Call	12	18	22	20	13	9	<b>155</b>
Hazardous Condition (No Fire)	7	10	5	8	7	8	<b>121</b>
Overpressure Rupture, Explosion, Overheat (no fire)	-	1	1	-	1	2	<b>9</b>
Rescue & Emergency Medical Service Incident	14	28	29	23	24	30	<b>300</b>
Service Call	8	7	5	3	5	1	<b>55</b>
Severe Weather & Natural Disaster	3	-	-	-	-	-	<b>21</b>
Special Incident Type	2	1	-	-	-	1	<b>6</b>
<b>TOTAL</b>	<b>68</b>	<b>99</b>	<b>85</b>	<b>85</b>	<b>77</b>	<b>68</b>	<b>946</b>

**You learn more from failure than from success...**

# EMERGENCY RESPONSES

## 2023 Analysis of Weekday Incidents

Incidents by Day of the Week for 2023	
Day of the Week	Count
Sunday	98
Monday	134
Tuesday	132
Wednesday	144
Thursday	142
Friday	162
Saturday	134



**You learn more from failure than from success...**

# EMERGENCY RESPONSES

## Incident Count by Weekday and Hour

Hour	Sun	Mon	Tue	Wed	Thur	Fri	Sat	Hour	Total per Hour	Percent
00:00	4	2	1	2	1	7	4	00:00	21	2.23%
01:00	0	1	1	0	2	2	0	01:00	6	0.64%
02:00	2	1	1	2	1	2	3	02:00	12	1.28%
03:00	3	1	1	2	2	6	1	03:00	16	1.70%
04:00	0	3	1	0	1	2	1	04:00	8	0.85%
05:00	2	2	2	3	3	3	5	05:00	20	2.13%
06:00	1	3	4	4	4	3	1	06:00	20	2.13%
07:00	5	7	2	4	4	5	6	07:00	33	3.51%
08:00	6	7	4	7	5	6	2	08:00	37	3.94%
09:00	4	7	13	7	6	8	5	09:00	50	5.32%
10:00	4	7	8	11	12	8	6	10:00	56	5.96%
11:00	2	9	12	9	9	7	7	11:00	55	5.85%
12:00	4	3	10	4	9	10	6	12:00	46	4.89%
13:00	6	10	12	12	14	7	7	13:00	68	7.23%
14:00	7	8	11	10	7	8	14	14:00	65	6.91%
15:00	3	9	9	10	10	5	4	15:00	50	5.32%
16:00	9	9	11	12	12	6	5	16:00	64	6.81%
17:00	7	17	4	9	9	18	9	17:00	73	7.77%
18:00	6	8	6	7	3	8	15	18:00	53	5.64%
19:00	11	3	7	7	4	10	5	19:00	47	5.00%
20:00	4	5	4	8	12	11	11	20:00	55	5.85%
21:00	4	5	4	10	3	4	10	21:00	40	4.26%
22:00	3	5	2	2	3	4	2	22:00	21	2.23%
23:00	1	2	1	2	6	7	5	23:00	24	2.55%
Total Response for day	<b>98</b>	<b>134</b>	<b>131</b>	<b>144</b>	<b>142</b>	<b>157</b>	<b>134</b>	Total	<b>940</b>	100.00%
% of Responses for day	11.22%	12.69%	9.92%	8.33%	9.86%	11.46%	11.19%			
% of Responses for Week	10.43%	14.26%	13.94%	15.32%	15.11%	16.70%	14.26%			

**You learn more from failure than from success...**

# EMERGENCY RESPONSES

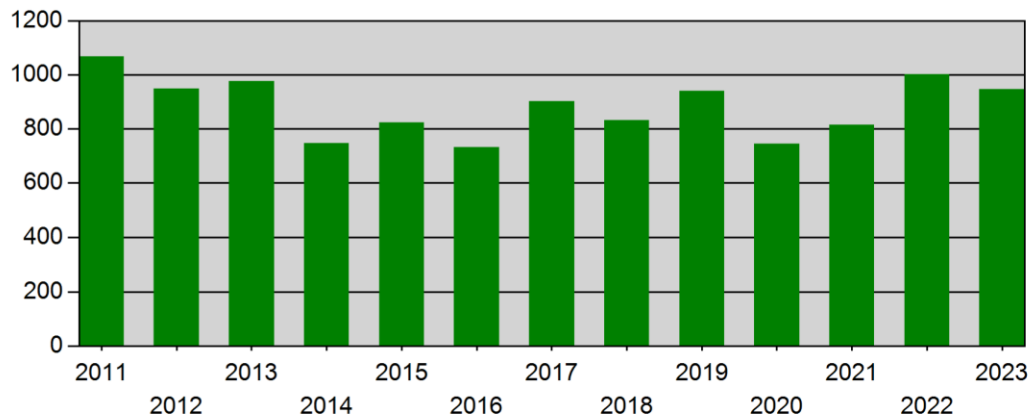
## 2023 Apparatus Responses

APPARATUS	NUMBER OF INCIDENTS
Fire Chief	199
Deputy Chief	108
Assistant Chief	95
Battalion Chief	80
Engine 3-2	84
Engine 3-3	129
Rescue 3	332
Special Services 3	159
Squad 3-1	48
Squad 3-2	84
Truck 3	201
Tower 3	84

The RTFD has remained consistent in the annual quantity of fire incidents with no response request being unanswered.

### Incidents by Year for Year Range

StartYear: 2011 | EndYear: 2023



YEAR	INCIDENTS	YEAR	INCIDENTS
2011	1068	2018	831
2012	949	2019	940
2013	977	2020	744
2014	747	2021	816
2015	824	2022	1002
2016	733	2023	946
2017	902	2024	???

**You learn more from failure than from success...**

# FIRE PREVENTION and PUBLIC RELATIONS

Fire Prevention is a huge portion of our department's duties and we take pride in educating our community, both the young and old. Annually, the RTFD offers fire prevention demonstrations at area schools and day cares upon request.

Annually, our volunteers take two nights out of their busy schedules each December to escort Santa throughout the first due area. This brings joy to the young and old alike and the firefighters enjoy this as much as the public!



Santa Claus comes to Richland



Thank you Solomon Run Ladies Auxiliary



Richland School Days

In 2023, our career staff and volunteers were able to reach out to over 4,000 people over the course of the year through our Community Risk Reduction Program. We were able to make a strong presence in our school system that will be very beneficial in the years to come. From elementary students learning about fire safety to high school kids starting to think about their adult careers, the Fire Department looks forward to reaching out to everyone again this year!

EVENT	CHILDREN	ADULTS	SENIORS	TOTALS
School Career Days / Kiwanis Kid Day	770	30	-	800
Training for Business	-	611	-	611
Fire Preventions for Schools	838	100	-	938
Public Service / Community Outreach	475	668	313	1456
Fire Prevention for High Rise Apartments	-	87	170	257
<b>Total</b>	<b>2083</b>	<b>1496</b>	<b>483</b>	<b>4062</b>

**You learn more from failure than from success...**



# DEPARTMENT TRAINING

The RTFD, in conjunction with the East Hill Training Association, prides itself in the highest quality of training in the area. Weekly Tuesday training nights allow us to remain sharp on our skills and techniques. The RTFD had a total of 53 members that were involved in ongoing training classes throughout the 2023. The total amount of training hours that was logged in 2023 was over 3300 hours. The dedication of our members weekly is outstanding!

Several members have taken classes to begin their way to becoming certified instructors. This process will benefit all members as well as the general public.


An on-site training area at the rear of our Scalp Avenue station enables us to simulate specific scenarios and create a more realistic training environment. In 2023, we purchased a Multi-Force Forcible Entry Door System from “Firehouse Innovations” to better train our members. This prop keeps our members sharp and it can be used at any time.



**You learn more from failure than from success...**

# DEPARTMENT TRAINING

Photos from 2023 training classes



**You learn more from failure than from success...**

# GOALS FOR 2024

The RTFD has many plans for 2024! The addition of the 4th career firefighter enables us to now cover all weekends with a driver and officer. This permits us to meet our goal of lowering our ISO rating when the next cycle comes due, which benefits everyone with insurance ratings.

We have several members that have become fire service instructors. This helps us train our own members in our station without having to send them out of district. This adds another level of certified firefighters to our core group of members.

Moving forward with our training site, one of the goals is to proceed with the construction of our rope tower. This will give us many new training opportunities in our own backyard.

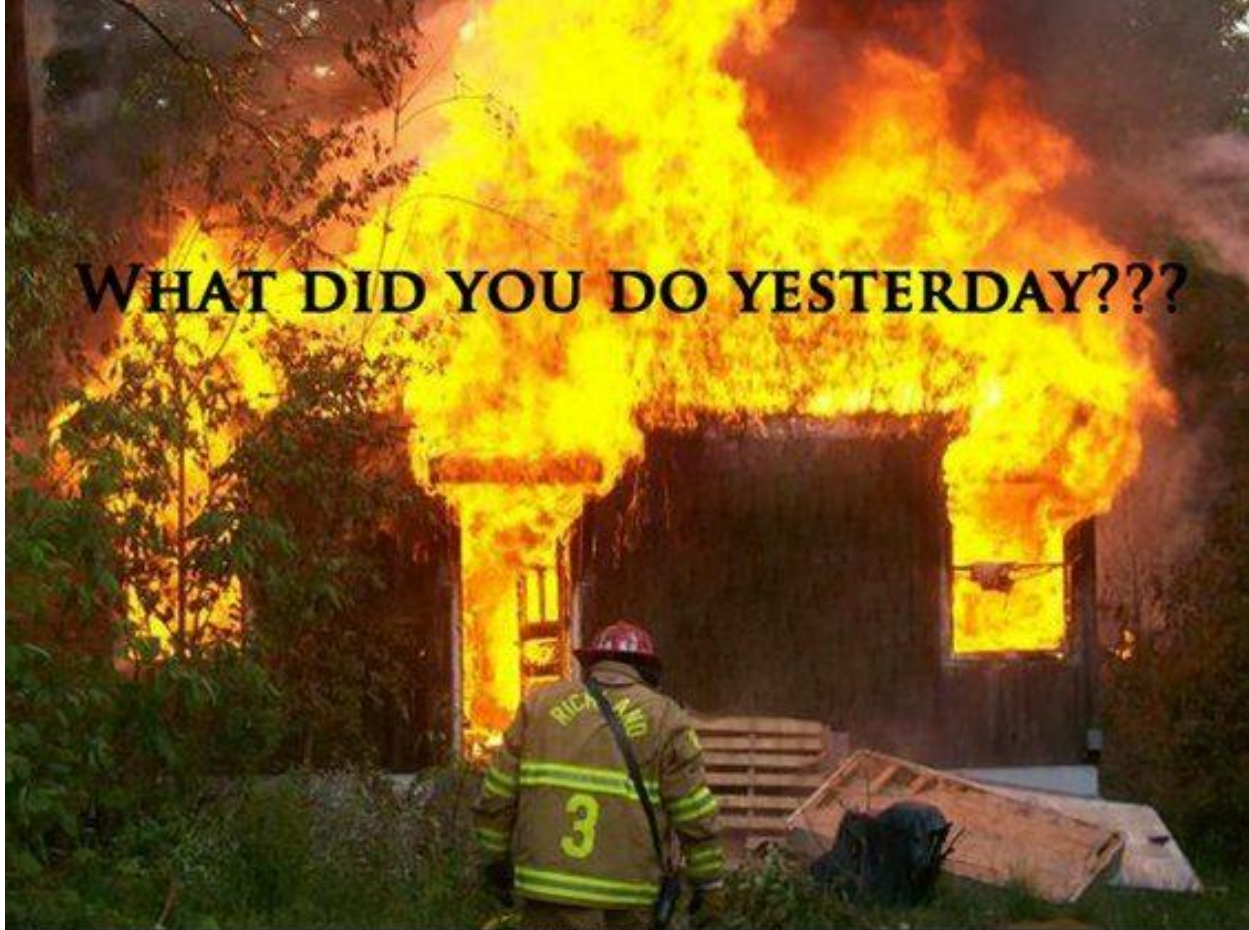
We are also in the final stages of placing our Technical Rescue Trailer in service. This unit will enhance our capabilities for trench rescue and other technical rescue services in the area.

With the continued support of our community, The Richland Township Supervisors and the Geistown Borough Council, we will continue our goal of providing the best possible service that we can.

In closing, we would like to thank all of our mutual aid departments that assist us throughout the year.



**You learn more from failure than from success...**



**WHAT DID YOU DO YESTERDAY???**

**JOIN US TODAY,**

**RT 3 FD**

*"Pride is our Strength"*

**TO SAVE LIFE AND PROPERTY TOMORROW...**

**You learn more from failure than from success...**